

NEW



/ TYPE	Electric Wheelchair
/ CONTROLLER	PG/Dynamic/Haozhi
/ MOTOR	2x300/340 W, electromagnetic brake
/ BATTERY	Lead-acid batteries 24V 38/52Ah
/ TOTAL MASS(BATTERY INCLUDED)	101Kg (24V52Ah), 86Kg (24V38Ah)
/ WEIGHT OF BATTERY	30Kg (24V52Ah), 20Kg (24V38Ah)
/ FRONT WHEEL	8x2/9x3 inch
/ REAR WHEEL	12.5x2/14x3 inch
/ MAXIMUM SAFE SLOPE	10°
/ MINIMUM TURNING RADIUS	900 mm
/ MIN.BRAKING DISTANCE AT MAX. SPEED	6 km/h: 1000mm 10 km/h: 1700mm
/ MAXIMUM HEIGHT OF OBSTACLE	50mm
/ SUSPENSION	Rear Suspension

STAR

POWER WHEELCHAIR

136 kg

Max capacity

6 km/h (2x300W)
10 km/h (2x340W)


Max speed

30 km (38Ah)
45 km (52Ah)

Travel mileage



Multi-angle adjustment



Actuator tilting



Actuator reclining back



Dynamic/PG controller



Front lights



Rear lights



Colored wheels

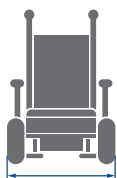


Battery



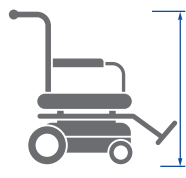
Length

1080 mm



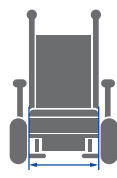
Width

580 mm



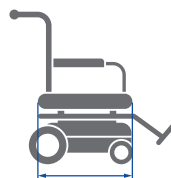
Height

940 mm



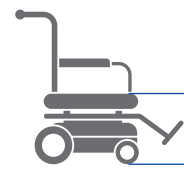
Seat Width

430~530 mm



Seat Depth

430~490 mm



Seat Height

450 mm



Height footplate

130~200 mm



STAR

Strong Stability , Comfortable , Long Endurance

