

POWER

WHEELCHAIR





PIONEER

Steel
×
Aluminum



INTCO POWER WHEELCHAIR

Product Specifications

/ FRAME	Steel/Aluminum, powder coating
/ CONTROLLER	PG/China
/ MOTOR	200W×2, brush motor
/ MAX SPEED	7 km/ h
/ TRAVEL MILEAGE	20 km
/ BATTERY	Lead acid 2x12V 20Ah, 32Ah/36Ah optional
/ FRONT WHEEL	8"×2", PU tire
/ REAR WHEEL	12.5" pneumatic/PU, aluminum alloy
/ ARMREST	Flip back slope armrest, PU armpad, height adjustable optional
/ FOOTREST	Detachable footrest with heel support
/ SEAT	Tension nylon with sponge, thick cushion
/ PACKAGE	75pcs/ 20" GP, 185pcs/ 40" HQ
/ SPECIAL	Backrest half folding; Safety belt; Electromagnetic brake

Product Features



Backrest half folding



Safety belt



Optional: mobile phone holder, cup holder

ITEM NO.		Overall Length (cm)	Overall Width (cm)	Overall Height (cm)	Overall Width Folded	Seat Width (cm)	Seat Depth (cm)	Back Height (cm)	Floor to Seat Height	Weight Capacity (kg)	Front Caster Spec.	Rear Wheel Spec.	G./N. Weight (kg)	Carton Size (cm)
PIONEER	Steel	108	63	97	34	43-48	43	45	52	135	8"	12.5"	63.0/55.3	87×38×81
	Aluminum	108	63	97	34	43-48	43	45	52	135	8"	12.5"	58.0/50.3	87×38×81



RECLINER

Aluminum



INTCO POWER WHEELCHAIR

Product Specifications

/ FRAME	Aluminum, powder coating, foldable
/ CONTROLLER	PG/China
/ MOTOR	340W×2, brush motor
/ MAX SPEED	8-9 KM/H
/ TRAVEL MILEAGE	20 KM
/ BATTERY	Lead acid 2×12V 32Ah
/ FRONT WHEEL	9" PU tire
/ REAR WHEEL	14" solid tire
/ ARMREST	Height adjustable armrest, PU armpad
/ FOOTREST	Detachable footrest with heel support
/ SEAT	Tension nylon with sponge, thick cushion
/ PACKAGE	75pcs/20"GP, 190pcs/40"HQ
/ SPECIAL	Headrest; Elevating legrest; Anti-tipper wheels Reclining backrest(max. 130°); Armrest height adjustable (150-170 mm); Seat depth and width adjustable; Footplate height and angle adjustable; Anti-tipper wheels; Safety belt

Product Features



Backrest angle adjustable



Armrest height adjustable



Seat width adjustable

ITEM NO.	Overall Length (cm)	Overall Width (cm)	Overall Height (cm)	Overall Width Folded	Seat Width (cm)	Seat Depth (cm)	Back Height (cm)	Floor to Seat Height	Weight Capacity (kg)	Front Caster Spec.	Rear Wheel Spec.	G./N. Weight (kg)	Carton Size (cm)
RECLINER	107	65	97	36	44-50	47.5-50	44	53	135	9"	14"	71.7/66.7	87×45×83



EASY WAY PLUS

Aluminum



INTCO POWER WHEELCHAIR

Product Specifications

/ FRAME	Aluminum, powder coating
/ CONTROLLER	PG/China
/ MOTOR	180W×2, brush motor
/ MAX SPEED	7 KM/H
/ TRAVEL MILEAGE	15 KM
/ BATTERY	Lithium battery 24V 20Ah, 30Ah optional
/ FRONT WHEEL	8"×2", PU tire
/ REAR WHEEL	12" pneumatic/PU, aluminum alloy
/ ARMREST	Flip back armrest, PU armpad
/ FOOTREST	Flip up, with aluminum pad
/ SEAT	Breathable backrest, thick cushion
/ PACKAGE	95pcs/20"GP,240pcs/40"HQ
/ SPECIAL	Max. 30Ah lithium battery; Electromagnetic brake; Safety belt; Backrest height adjustable; Tool-free detachable battery box

Product Features



Automatic body folding
with one touch



Rear-foldable armrests on both sides
Controller left and right interchangeable



Intelligent electromagnetic brake

ITEM NO.	Overall Length (cm)	Overall Width (cm)	Overall Height (cm)	Overall Width Folded	Seat Width (cm)	Seat Depth (cm)	Back Height (cm)	Floor to Seat Height	Weight Capacity (kg)	Front Caster Spec.	Rear Wheel Spec.	G./N. Weight (kg)	Carton Size (cm)
EASY-WAY PLUS	105	67	94	39	45	42	43	51	135	8"	12"	38.0/31.0	72×43×88



D300

Steel

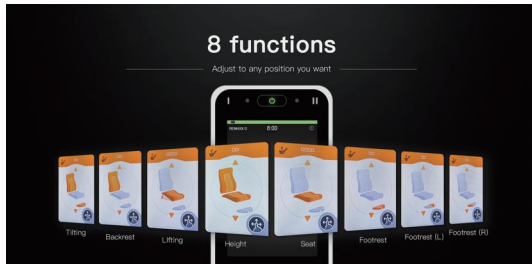


INTCO POWER WHEELCHAIR

Product Specifications

/ FRAME	Steel, powder coating
/ CONTROLLER	Dynamic
/ MOTOR	450W×2, brush motor
/ MAX SPEED	9 KM/H
/ TRAVEL MILEAGE	25 KM
/ BATTERY	Lead acid 2x12V 80Ah/52Ah
/ FRONT WHEEL	9"×3", PU tire
/ REAR WHEEL	14"×3" pneumatic/PU, aluminum alloy
/ ARMREST	Height adjustable
/ FOOTREST	Electric elevating legrest
/ SEAT	Breathable backrest and cushion; Tension nylon with sponge, thick cushion
/ PACKAGE	30pcs/20"GP, 80pcs/40"HQ, 66pcs/40"GP
/ SPECIAL	Electromagnetic brake; Intelligent seating system; Safety belt; 8 fuctions adjustable any position you want; Advanced joystick; Super capacity battery

Product Features



8 fuctions adjustable



Intelligent seating system



Advanced joystick



Super capacity battery














ITEM NO.	Overall Length (cm)	Overall Width (cm)	Overall Height (cm)	Overall Width Folded	Seat Width (cm)	Seat Depth (cm)	Back Height (cm)	Floor to Seat Height	Weight Capacity (kg)	Front Caster Spec.	Rear Wheel Spec.	G./N. Weight (kg)	Carton Size (cm)
D300	118	63	120	63	45	48	49	56	120	9"	14"	210.0/178.0	102×72×97

ECONOMY

STEEL

/ FRAME	Steel, powder coating
/ CONTROLLER	China
/ MOTOR	250W×2, brush motor
/ MAX SPEED	7 KM/H
/ TRAVEL MILEAGE	15 KM
/ BATTERY	Lead acid 2x12V 12Ah, 20Ah optional
/ FRONT WHEEL	8"×2", PU tire
/ REAR WHEEL	16" pneumatic, steel alloy
/ ARMREST	Flip back slope armrest, PVC armpad
/ FOOTREST	Detachable footrest with heel support
/ SEAT	Tension nylon with sponge, breathable cushion
/ PACKAGE	80pcs/20"GP, 210pcs/40"HQ
/ SPECIAL	Safety belt; Hand brakes
















ITEM NO.	Overall Length (cm)	Overall Width (cm)	Overall Height (cm)	Overall Width Folded	Seat Width (cm)	Seat Depth (cm)	Back Height (cm)	Floor to Seat Height	Weight Capacity (kg)	Front Caster Spec.	Rear Wheel Spec.	G./N. Weight (kg)	Carton Size (cm)
													
ECONOMY	106	64	94	37	43-48	44	41	53	135	8"	16"	51.0/43.0	87x38x99

JUMPER

ALUMINUM

/ FRAME	Aluminum, powder coating
/ CONTROLLER	PG/China
/ MOTOR	340W×2, brush motor
/ MAX SPEED	9 KM/H
/ TRAVEL MILEAGE	20 KM
/ BATTERY	Lead acid 2x12V 32Ah, 20Ah /36Ah optional
/ FRONT WHEEL	9" PU tire, 10" optional
/ REAR WHEEL	14" pneumatic/solid, aluminum alloy
/ ARMREST	Flip back height adjustable slope armrest, PU armpad
/ FOOTREST	Detachable footrest with heel support
/ SEAT	Tension nylon with sponge, thick cushion
/ PACKAGE	75pcs/20"GP, 160pcs/40"HQ
/ SPECIAL	Phone holder; Cup holder Safety belt; Electromagnetic brake;



ITEM NO.	Overall Length (cm)	Overall Width (cm)	Overall Height (cm)	Overall Width Folded	Seat Width (cm)	Seat Depth (cm)	Back Height (cm)	Floor to Seat Height	Weight Capacity (kg)	Front Caster Spec.	Rear Wheel Spec.	G./N. Weight (kg)	Carton Size (cm)
													
JUMPER	107	65	97	36	43-48	44	44	53	135	9"	14"	81.0/62.0	89x42x104

SPLIT

ALUMINUM

/ FRAME	Aluminum, powder coating
/ CONTROLLER	PG/ China
/ MOTOR	200W×2, brush motor
/ MAX SPEED	7 KM/H
/ TRAVEL MILEAGE	15 KM
/ BATTERY	Lithium 24V 20Ah (Lead acid 20Ah battery optional)
/ FRONT WHEEL	8"×2", PU tire
/ REAR WHEEL	12.5" pneumatic/PU, aluminum alloy
/ ARMREST	Flip back slope armrest, PU armpad
/ FOOTREST	Detachable footrest with heel support
/ SEAT	Breathable backrest and cushion
/ PACKAGE	95pcs/20"GP,245pcs/40"HQ
/ OPTION	Height adjustable armrest; Color upholstery
/ SPECIAL	Backrest half folding; Safety belt; Electromagnetic brake



ITEM NO.	Overall Length (cm)	Overall Width (cm)	Overall Height (cm)	Overall Width Folded	Seat Width (cm)	Seat Depth (cm)	Back Height (cm)	Floor to Seat Height	Weight Capacity (kg)	Front Caster Spec.	Rear Wheel Spec.	G./N. Weight (kg)	Carton Size (cm)
SPLIT	108	63	97	34	45	44	44	53	135	8"	12.5"	40.5/33.5	87x38x81

SPLIT II

STEEL

/ FRAME	Steel, powder coating
/ CONTROLLER	PG/China
/ MOTOR	250W×2, brush motor
/ MAX SPEED	7 KM/H
/ TRAVEL MILEAGE	15 KM
/ BATTERY	Lead acid 2×12V, 20Ah
/ FRONT WHEEL	8"×2", PU tire
/ REAR WHEEL	12.5" pneumatic/PU, steel spoke
/ ARMREST	Flip back slope armrest, PU armpad
/ FOOTREST	Detachable footrest with heel support
/ SEAT	Tension nylon with sponge, thick cushion
/ SPECIAL	Electromagnetic brake; Safety belt; Backrest half folding
















ITEM NO.		Overall Length (cm)	Overall Width (cm)	Overall Height (cm)	Overall Width Folded	Seat Width (cm)	Seat Depth (cm)	Back Height (cm)	Floor to Seat Height	Weight Capacity (kg)	Front Caster Spec.	Rear Wheel Spec.	G./N. Weight (kg)	Carton Size (cm)
SPLIT II	15"	108	63	97	46	38	44	44	53	135	8"	12.5"	37.0/35.0	87x48x81
	18"	108	63	97	46	45	44	44	53	135	8"	12.5"	37.0/35.0	87x48x81
	20"	108	63	97	46	50	44	44	53	135	8"	12.5"	37.0/35.0	87x48x81

ENGULM

STEEL

/ FRAME	Steel, powder coating
/ CONTROLLER	PG/Dynamic
/ MOTOR	340W×2, brush motor
/ MAX SPEED	9 KM/H
/ TRAVEL MILEAGE	25 KM
/ BATTERY	Lead acid, 24V 50Ah (36Ah optional)
/ FRONT WHEEL	9", pneumatic/ PU tire
/ REAR WHEEL	14", pneumatic tire, aluminum alloy
/ ARMREST	Height adjustable armrest, wide PU armpad
/ FOOTREST	Detachable footrest with heel support, width adjustable
/ SEAT	Tension nylon backrest, thick cushion
/ PACKAGE	30pcs/20"GP, 66pcs/40"GP
/ SPECIAL	Powered seat tilting and back reclining; Headrest; Electromagnetic brake; Light system; Seat width adjustable; Seat depth adjustable
















ITEM NO.	Overall Length (cm)	Overall Width (cm)	Overall Height (cm)	Overall Width Folded	Seat Width (cm)	Seat Depth (cm)	Back Height (cm)	Floor to Seat Height	Weight Capacity (kg)	Front Caster Spec.	Rear Wheel Spec.	G./N. Weight (kg)	Carton Size (cm)
													
ENGULM	114.3	62.5	99.5	/	43-50	33-50	49.5	50	135	9"	14"	110.0/98.0	102x77x97

SWIFTY

ALUMINUM

/ FRAME	Steel, powder coating
/ CONTROLLER	PG/China
/ MOTOR	240W×2, brush motor
/ MAX SPEED	6 KM/H
/ TRAVEL MILEAGE	15 KM
/ BATTERY	Lead acid 2×12V 12Ah, lithium battery 20Ah optional
/ FRONT WHEEL	6", black PU tire
/ REAR WHEEL	8", black PU tire
/ ARMREST	Flip back armrest, PU armpad
/ FOOTREST	Flip up aluminum footrest, height adjustable
/ BACKREST	Soft PU leather, long-lasting, easy cleaning
/ SEAT	PU leather, forward and backward adjustable
/ PACKAGE	75pcs/20"GP, 190pcs/40"HQ
/ SPECIAL	Seat width adjustable; Detachable into 3 pieces



ITEM NO.	Overall Length (cm)	Overall Width (cm)	Overall Height (cm)	Overall Width Folded	Seat Width (cm)	Seat Depth (cm)	Back Height (cm)	Floor to Seat Height	Weight Capacity (kg)	Front Caster Spec.	Rear Wheel Spec.	G./N. Weight (kg)	Carton Size (cm)
													
SWIFTY	90	53	93	/	46	34	40	53	120	6"	8"	52.5/46.5	82x62x62

SMART

ALUMINUM

/ FRAME	Aluminum, powder coating
/ CONTROLLER	China
/ MOTOR	150W×2, brushless motor
/ MAX SPEED	6 KM/H
/ TRAVEL MILEAGE	15 KM
/ BATTERY	Lithium battery, 12Ah
/ FRONT WHEEL	8"×2", PU tire
/ REAR WHEEL	12" pneumatic/PU, aluminum alloy
/ ARMREST	Height adjustable armrest, PU armpad
/ FOOTREST	Detachable with angle adjustable footplate
/ SEAT	Tension nylon backrest
/ PACKAGE	Breathable cushion seat
/ SPECIAL	Safety belt; Backrest half folding



ITEM NO.	Overall Length (cm)	Overall Width (cm)	Overall Height (cm)	Overall Width Folded	Seat Width (cm)	Seat Depth (cm)	Back Height (cm)	Floor to Seat Height	Weight Capacity (kg)	Front Caster Spec.	Rear Wheel Spec.	G./N. Weight (kg)	Carton Size (cm)
SMART Kid	100	63	95	49	38.5	41	48	50	120	8"	12"	23.0/19.0	85x45x84
SMART	100	65	95	41	45	41	48	50	120	8"	12"	23.0/19.0	85x45x84

D200

STEEL

/ FRAME	Steel, Powder coating
/ CONTROLLER	Dynamic
/ MOTOR	2x340W
/ MAX SPEED	9 KM/H
/ TRAVEL MILEAGE	25KM
/ BATTERY	Lead acid 2x12V 52AH
/ FRONT WHEEL	9"×3", PU tire
/ REAR WHEEL	14"×3", solid tire
/ ARMREST	Height adjustable
/ FOOTREST	Electric elevating legrest
/ SEAT	Breathable backrest and cushion; Tension nylon with sponge, thick cushion
/ PACKAGE	30pcs/20"GP, 66pcs/40"GP, 80pcs/40"HQ
/ SPECIAL	Electromagnetic brake; Intelligent seating system; Safety belt



ITEM NO.	Overall Length (cm)	Overall Width (cm)	Overall Height (cm)	Overall Width Folded	Seat Width (cm)	Seat Depth (cm)	Back Height (cm)	Floor to Seat Height	Weight Capacity (kg)	Front Caster Spec.	Rear Wheel Spec.	G./N. Weight (kg)	Carton Size (cm)
D200	122	63	117	63	45	48	49	56	120	9"	14"	147/115	102x72x97

Y230

STEEL

/ FRAME	Steel, powder coating
/ CONTROLLER	China
/ MOTOR	250W×2
/ MAX SPEED	6 KM/H
/ TRAVEL MILEAGE	15 KM
/ BATTERY	Lead acid 2×12V 12Ah
/ FRONT WHEEL	8"×2", PU tire
/ REAR WHEEL	16" pneumatic tire
/ ARMREST	Flip back slope armrest, PVC armpad
/ FOOTREST	Detachable footrest with heel support
/ SEAT	Breathable backrest with cushion
/ PACKAGE	89pcs/20"GP, 227pcs/40"HQ
/ SPECIAL	Manual mode and electric mode can be switched freely; Footplate height adjustable; Safety belt

NEW



ITEM NO.	Overall Length (cm)	Overall Width (cm)	Overall Height (cm)	Overall Width Folded (cm)	Seat Width (cm)	Seat Depth (cm)	Back Height (cm)	Floor to Seat Height (cm)	Weight Capacity (kg)	Front Caster Spec.	Rear Wheel Spec.	G./N. Weight (kg)	Carton Size (cm)
Y230	115	65	91	38	45.5	43	48	50	120	8"	16"	45.5/42.5	85x42x81

Y231

STEEL

/ FRAME	Steel, powder coating
/ CONTROLLER	China
/ MOTOR	250W×2
/ MAX SPEED	6 KM/H
/ TRAVEL MILEAGE	15 KM
/ BATTERY	Lead acid 2×12V 12Ah
/ FRONT WHEEL	8"×2", PU tire
/ REAR WHEEL	16" pneumatic tire
/ ARMREST	Flip back slope armrest, PVC armpad
/ FOOTREST	Elevating legrest
/ SEAT	Breathable backrest with cushion
/ PACKAGE	83pcs/20"GP, 212pcs/40"HQ
/ SPECIAL	Manual mode and electric mode can be switched freely; Footplate height adjustable; Reclining backrest 104°-144°; Head pillow height adjustable;

NEW



ITEM NO.	Overall Length (cm)	Overall Width (cm)	Overall Height (cm)	Overall Width Folded (cm)	Seat Width (cm)	Seat Depth (cm)	Back Height (cm)	Floor to Seat Height (cm)	Weight Capacity (kg)	Front Caster Spec.	Rear Wheel Spec.	G./N. Weight (kg)	Carton Size (cm)
Y231	125	65	126	38	45	43	84	50	120	8"	16"	48.0/51.0	90x42x81